


**THAIION**

Code : **TW.4569**



# **Sixxon Tech. Co., Ltd**

## **2023 Investor Conference**

---

Date : 14<sup>th</sup> Dec. 2023

Presenter : 盧經緯 (Clint Lu)

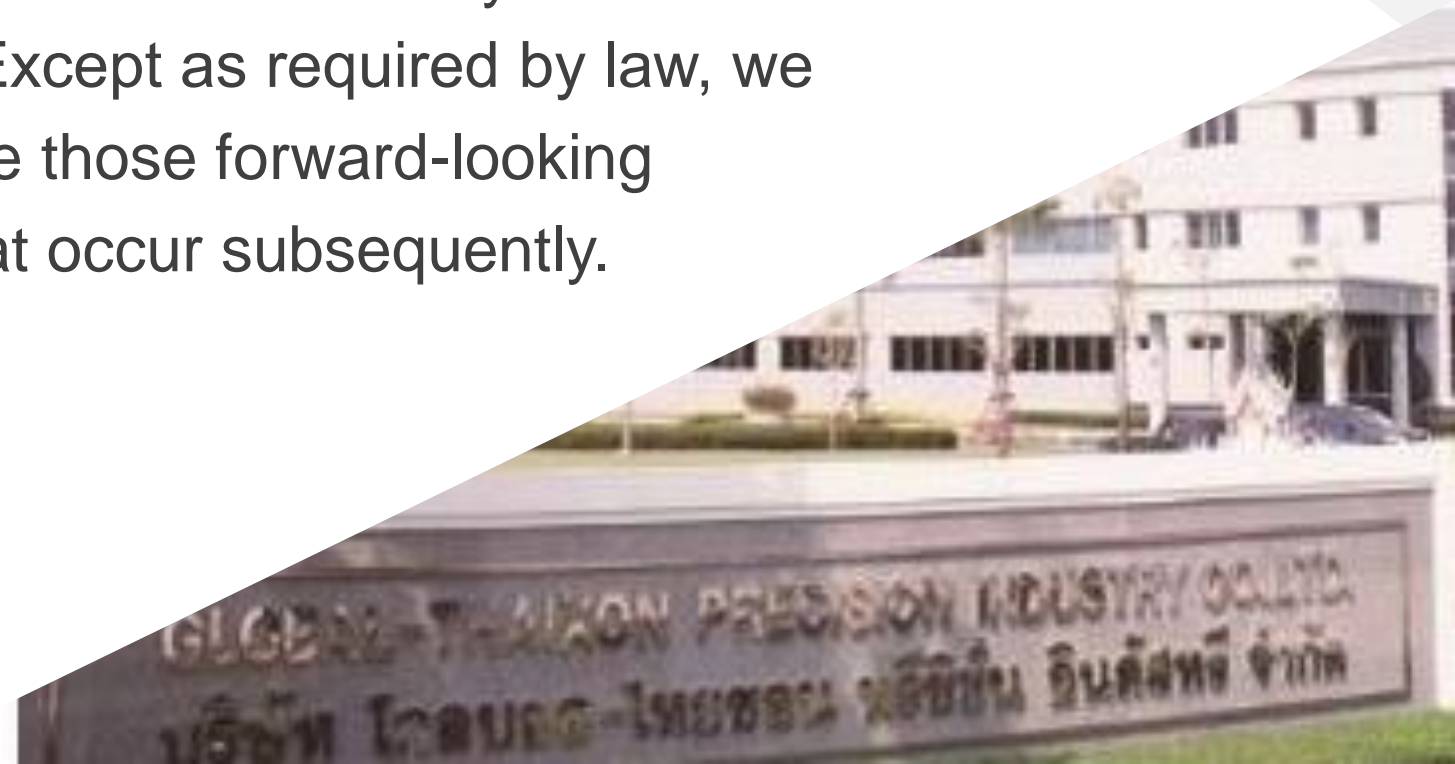
王威能 (Alex Wang)



# 免責聲明

## **Safe Harbor Disclaimer**

- The forward-looking statements in this presentation reflect Sixxon Tech's views on the future. The actual results may differ from those forward-looking statements for a variety of factors beyond Sixxon Tech's controls. Except as required by law, we undertake no obligation to update those forward-looking statements for circumstances that occur subsequently.



# AGENDA



01

關於六方科技  
**About Sixxon Tech.**

02

經營理念  
**Business Concept**

03

經營績效及財務資訊  
**Operating Performance & Financial information**

04

競爭優勢  
**Core Competency**

05

企業經營與發展策略  
**Future Prospect**

# 關於六方科技

## About Sixxon Tech.



**Founded since**

20<sup>th</sup> Dec. 2020



**Employees:**

1,000 +



**Capital :**

NTD 310Million



**Business:**

Fine Mechanical Parts including Automotive, Industry, 3C and Medical.

# 生產基地

## Production Deployment

**Plant 1  
Global-Thaixon**



**Plant 2  
Global-Thaixon**



**Plant 3  
Thaixon Tech**



**Plant 4  
Global-Thaixon**



<b>Location</b>	Wellgrow	Industrial Estate, Chachoengsao, Thailand	Industrial Estate, Chachoengsao, Thailand	Industrial Estate, Chachoengsao, Thailand
<b>Since</b>	Jul. 1990	Aug. 2001	Dec. 2001	Apr. 2019
<b>Main Process</b>	High-precision milling	High-precision turning	Stamping / milling	Automated Storage

# 經營理念

## Business Concept

**Total solution provider  
– quality oriented**



High-precision machining leader in Thailand



Solution provider of interdisciplinary machining

# 經營績效及財務資訊(2023Q3)

## Operating Performance & Financial information(2023Q3)

**Profit  
before tax**

**NTD 113,923  
thousands**

**EPS**

**NTD 3.99**

**Current  
Ratio**

**1267%**

**Book Value  
per Share**

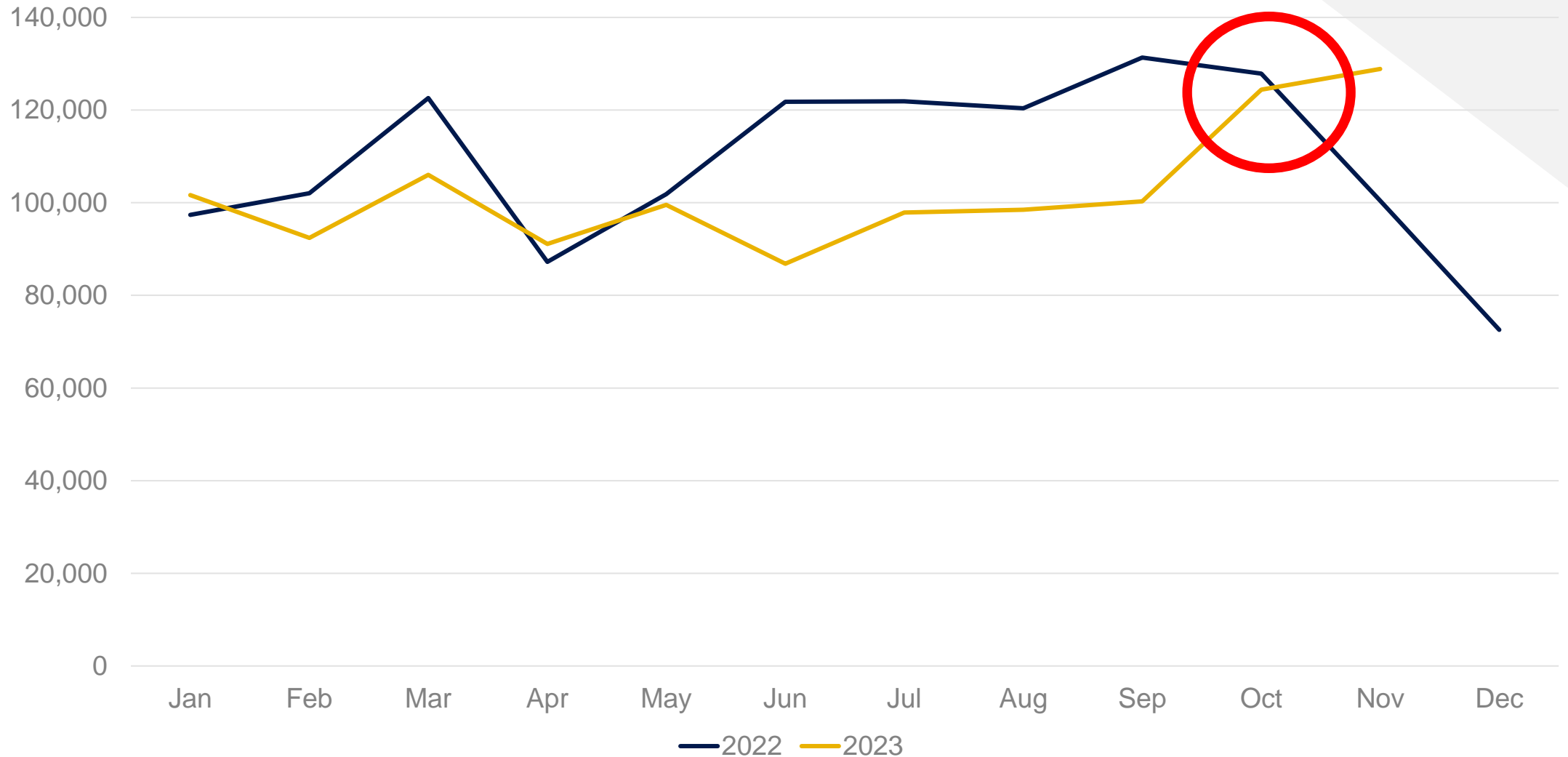
**NTD 84.06**

# 營業收入(月別)

## Revenue by month

Unit : NTD thousand

2023 vs 2022 Revenue by month

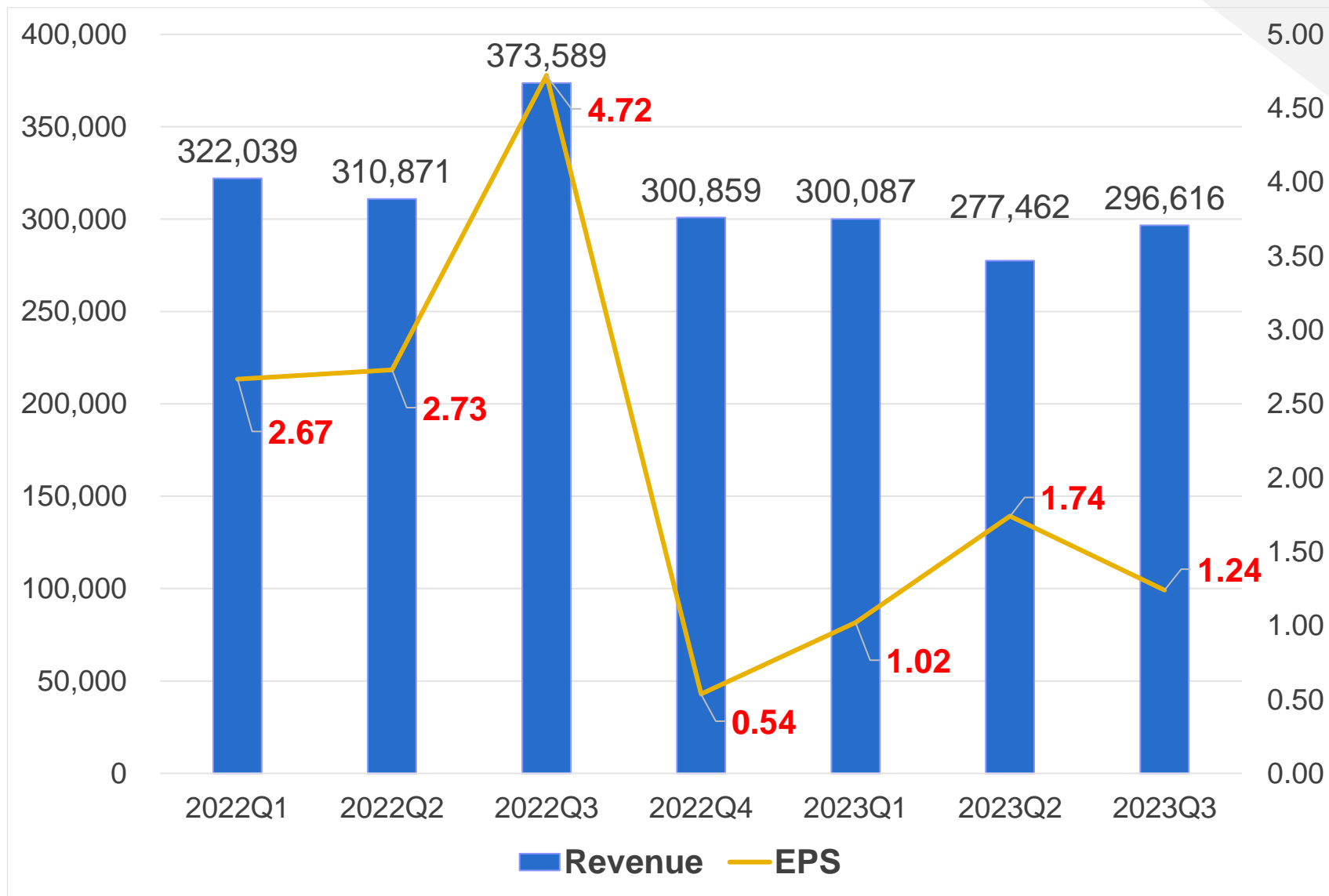




# 營業收入及獲利能力(季別)

## Revenue and EPS by quarter

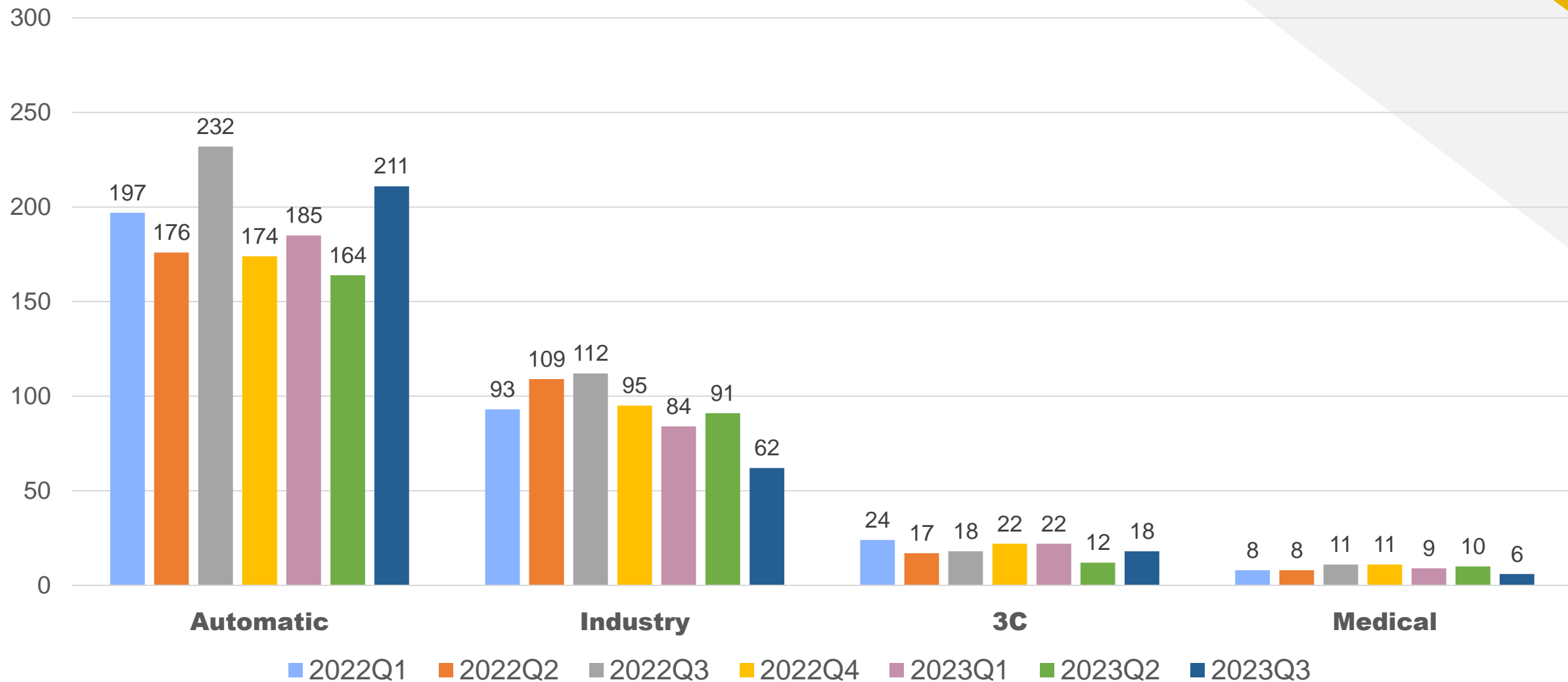
Unit : NTD thousand ; dollar



# 產品別營收

## Sales revenue by item

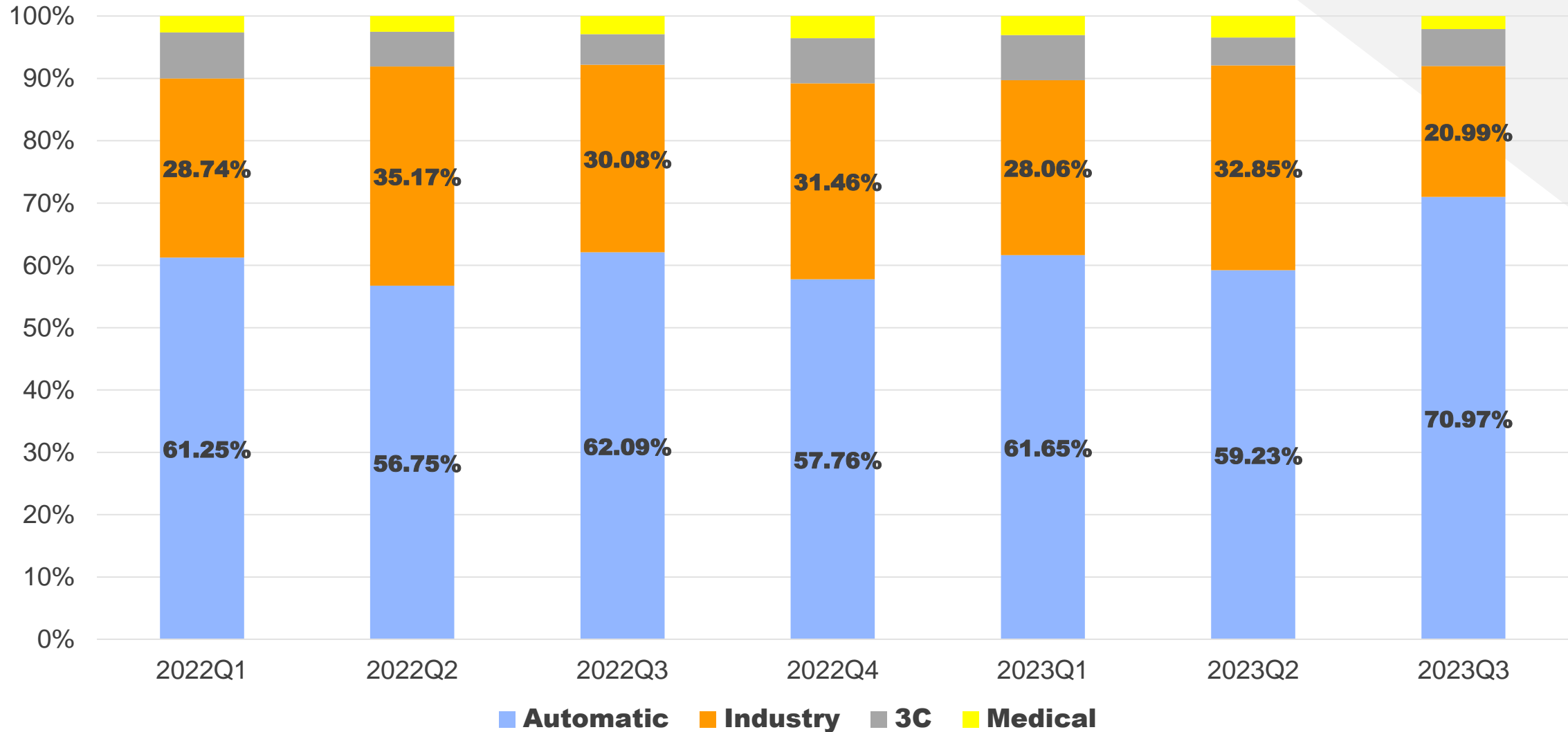
Unit : NTD Million



# 產品別營收占比

## Sales ratio by item

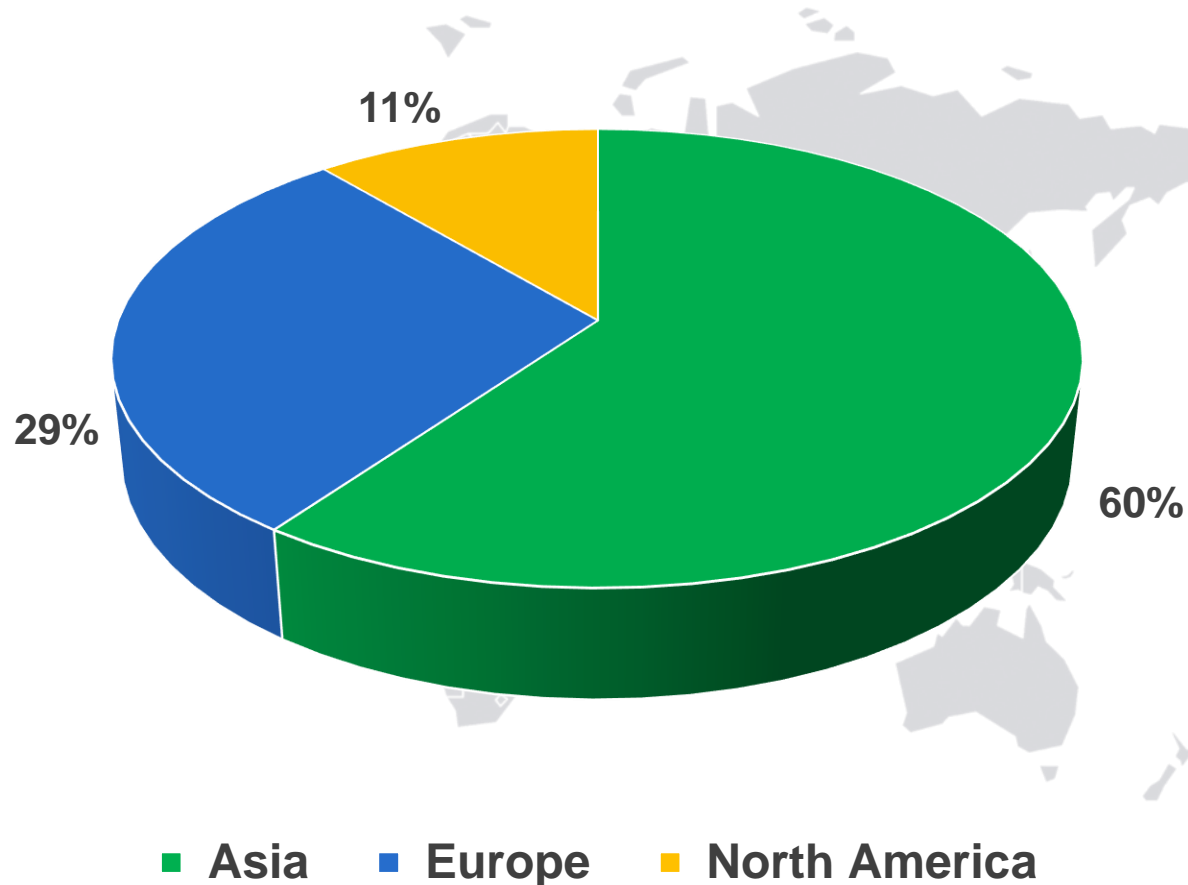
Unit : %



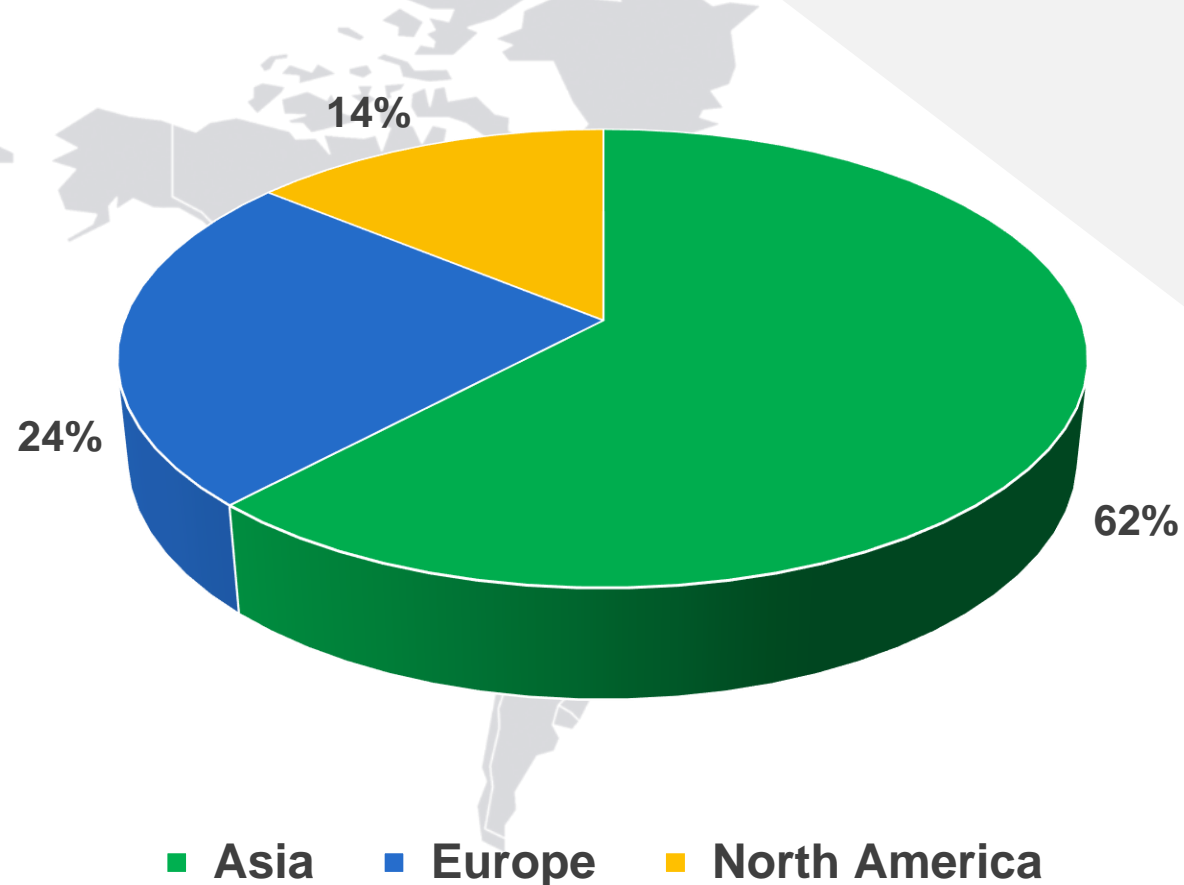
# 銷售地區別營收占比

## Sales ratio by region

Y2023 Q1~Q3



Y2022



# 合併簡明綜合損益表

## Consolidated condensed Comprehensive Income Statement

Unit: NTD thousand	2023 Q1~Q3	2022	2022 Q1~Q3
Revenue	874,165	1,307,358	1,006,499
Gross Margin	165,815	330,457	269,369
Operating Expenses	124,906	143,645	115,768
Operating Income	40,909	186,812	153,601
Non-Operating Income and Expenses	73,014	106,836	124,687
Income before tax	113,923	293,648	278,288
Net Income attributable to Shareholders of parent	113,077	293,009	278,238
Income per share(NT dollars)	3.99	10.65	10.12

# 合併資產負債表

## Consolidated balance sheet

Unit: NTD thousand	2023/09/30	2022/12/31	2022/09/30
Cash and cash equivalents	1,065,671	750,362	796,148
Accounts receivable, net (including related parties)	287,130	293,445	348,090
Inventories	285,092	294,320	256,693
Property, plant and equipment	1,041,902	1,065,104	996,050
Total assets	2,838,554	2,544,521	2,481,683
Current liabilities	139,013	129,336	169,323
Non-current liabilities	93,529	92,318	90,665
Total liabilities	232,542	221,654	259,988
Share capital	310,000	275,000	275,000
Total equity	2,606,012	2,322,867	2,221,695
Book value per share(NT dollars)	84.06	84.47	80.79

# 合併現金流量表

## Consolidated cash flow Statement

Unit: NTD thousand	2023 Q1~Q3	2022	2022 Q1~Q3
Cash and cash equivalents at beginning of period	750,362	717,346	717,346
Net cash flow from operating activities	251,079	383,730	343,269
Net cash flow from investing activities	(114,814)	(199,812)	(90,841)
Net cash flow from financing activities	185,989	(173,250)	(173,250)
Effect of exchange rate	(6,945)	22,348	(376)
Cash and cash equivalents at end of period	1,065,671	750,362	796,148

## Core competency

---

- 1** One-stop service
- 2** High-Mix Low-Volume products
- 3** Surface treatment
- 4** Diversified customers
- 5** Excellent quality
- 6** Ultra precision measurement
- 7** Automated production with high yield rate
- 8** Asian Manufacturing Center
- 9** Customer trust



## Core competency

01

### Diversity

- multiple production industry
- multiple manufacturing process

02

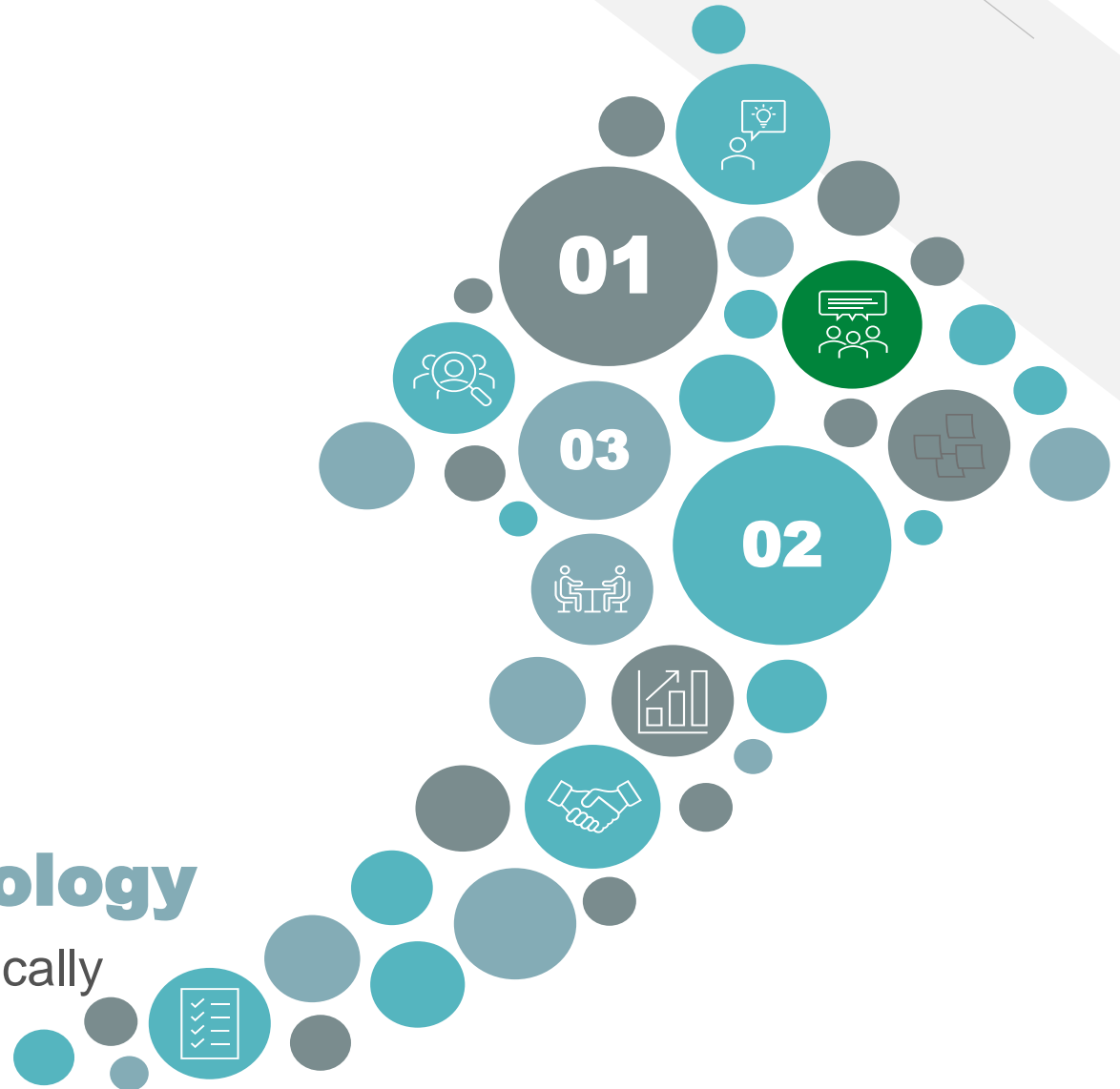
### Integration

- manufacturing process

03

### Science and Technology

- loading and unloading automatically
- automatic tools changing
- automatic intelligent inspection



# 企業經營與發展策略

## Future Prospect

Operating new products with existing customers



Developing EV and FCEV simultaneously



Medical OEM



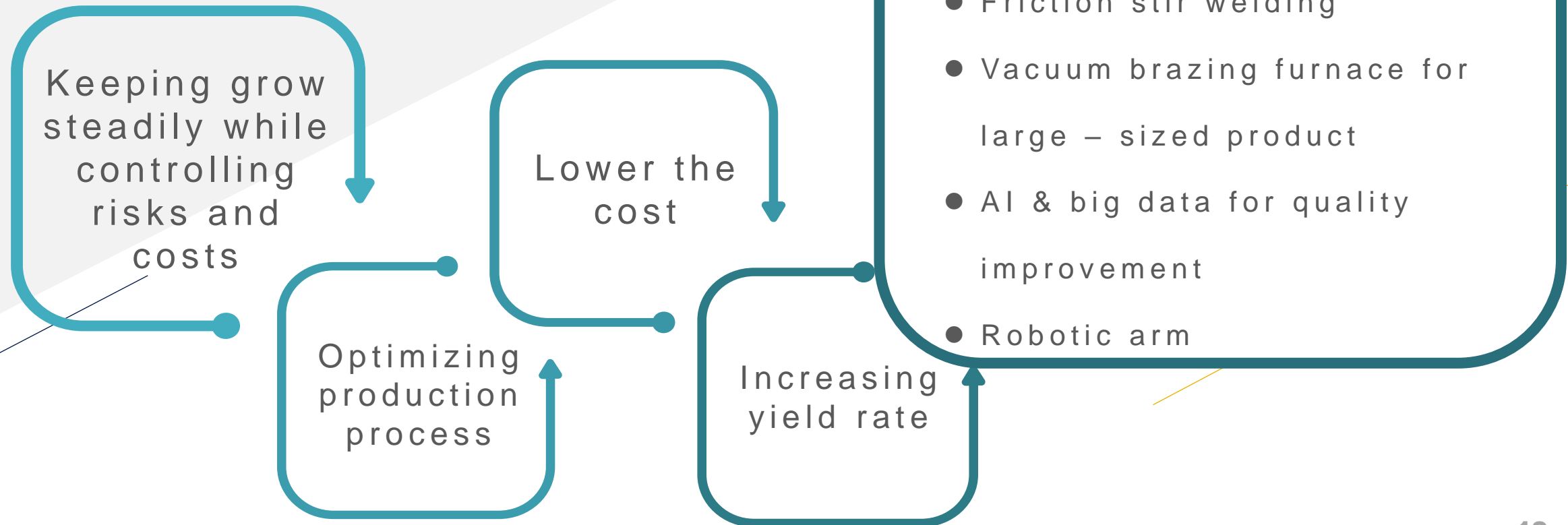
Expanding industrial production base

Producing transmission systems parts for engine-injectors customers

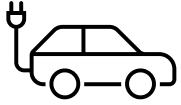


# 未來製程技術之研發方向


## Manufacturing process in the future




## Highlight in the future




- ◆ Expanding niche products and reducing the sales proportion of engine parts
- ◆ Increasing the revenue share of components that can be applied to various vehicle models



- ◆ Keep working on medical production



- ◆ Expanding industrial production base



- ◆ Expanding production line

Thank you